

Monitoring Report on Implementation of MDM in the State of Gujarat

Period: 1st October 2010 to 31st March 2011

Dr. R. C. Patel
Nodal Officer

Sandhya S. Das
Research Associate



Department of Education [CASE]
Faculty of Education and Psychology
The Maharaja Sayajirao University of Baroda
Vadodara 390 002
MAY, 2011

List of Contents

List of Contents
Report on Kutchh District
Report on Porbandar District
Report on Surendranagar District
Suggestions
Appendix

General Information

Sl. No.	Information	Details
1.	Name of the monitoring institute	The M. S. University of Baroda
2.	Period of the report	1 st October 2010 to 31 st May 2011
3.	Fund Released for the period	As per the norm of MHRD
4.	No. of Districts allotted	3
5.	Districts' name	<ol style="list-style-type: none"> 1. Kutchh 2. Porbandar 3. Surendranagar
6.	<p>Date of visit to the Districts / Schools</p> <p>(Information is to be given district wise</p> <p>i.e. District 1, District 2, District 3 etc)</p>	<ol style="list-style-type: none"> 1. Kutchh: 18th February to 8th March. 2. Porbandar: 27th January to 17th February. The second visit was made by the Nodal Officer during 22nd to 25th March to 4 schools of Porbandar block and 5 schools of Forest area of Ranavav block. 3. Surendranagar: 10th March to 2nd April. During the second visit the Nodal Officer visited 2 schools and 1 KGBV of Sayla block on 25th March.
7.	<p>Number of elementary schools monitored (primary and upper primary to be counted separately)</p> <p>Information is to be given for district wise i.e. District 1, District 2, District 3 etc)</p>	<ol style="list-style-type: none"> 1. Kutchh: 29 2. Porbandar: 34 3. Surendranagar: 39
8.	Types of school visited	<ol style="list-style-type: none"> 1. Kutchh: Schools with CAL, CWSN, Higher gender gap, Civil work, Seasonal Migration, Higher proportionate of ST/ SC students, schools located in Urban and OoSC. 2. Porbandar: Schools with CAL, CWSN, Higher gender gap, Civil work, Seasonal Migration, schools located in Forest, and OoSC. 3. Surendranagar: Schools with CAL, CWSN, Higher gender gap, Civil work, Seasonal Migration, Higher proportionate of ST/ SC students, schools located in Urban and OoSC, and MCS.

a)	Special training centers (Residential and Non Residential)	1. Kutchh: 8 2. Porbandar: 9 3. Surendranagar: 8
b)	Schools in Urban Areas	1. Kutchh: 1 2. Porbandar: Not any 3. Surendranagar: 3
c)	School sanctioned with Civil Works	1. Kutchh: 6 2. Porbandar: 12 3. Surendranagar: 10
d)	School from NPEGEL Blocks	1. Kutchh: 4 2. Porbandar: Not any 3. Surendranagar: 5
e)	Schools having CWSN	1. Kutchh: 13 2. Porbandar: 7 3. Surendranagar: 21
f)	School covered under CAL programme	1. Kutchh: 8 2. Porbandar: 10 3. Surendranagar: 13
g)	KGBVs	1. Kutchh: 3 2. Porbandar: Not any 3. Surendranagar: 4
9.	Number of schools visited by Nodal Officer of the Monitoring Institute	1. Kutchh 2. Porbandar: 9 3. Surendranagar: 3
10.	Whether the draft report has been shared with the SPO : YES / NO	Yes
11.	After submission of the draft report to the SPO whether the MI has received any comments from the SPO: YES / NO	No
12.	Before sending the reports to the GOI whether the MI has shared the report with SPO: YES / NO	Yes

Introduction:

In accordance with the constitutional commitment to ensure free and compulsory education for all children up to the age of 14 years, provision of universal elementary education has been a salient feature of national policy since independence. This resolve has been spelt out emphatically in the National Policy of Education (NPE), and the Programme of Action (POA) 1992. A number of schemes and programmes were launched in pursuance of the emphasis embodied in the NPE and the POA. These included the scheme of Operation Blackboard (OB); Non Formal Education (NFE); Teacher Education (TE); Mahila Samakhya (MS); State specific Basic Education Projects like the Andhra Pradesh Primary Education Project (APPEP), Bihar Education Project (BEP), Lok Jumbish (LJP) in Rajasthan, Education For All Project in Uttar Pradesh; Shiksha Karmi Project (SKP) in Rajasthan; National Programme of Nutritional Support to Primary Education (MDM); District Primary Education Programme (DPEP).

The Scheme of SSA a national flagship programme, is being implemented in all districts of the country. The aim of SSA is to provide useful and relevant elementary education for all children in the 6-14 age groups by 2010. The scheme of SSA was launched in 2001. The goals of SSA are as follows:

- All 6-14 age children in school/EGS centre/Bridge Course by 2005.
- Bridge all gender and social category gaps at primary stage by 2007 and at elementary education level by 2010.
- Universal retention by 2010.
- Focus on elementary education for satisfactory quality with emphasis on education for life.

The programme covers the entire country with special focus on educational needs of girls, SCs/STs and other children in difficult circumstances. The programme seeks to open new schools in those places which do not have schooling facilities and strengthen existing school infrastructure through provision of additional class rooms, toilets, drinking water, maintenance grant and school improvement grant. A number of initiatives, including distribution of free textbooks, target these children under the programme. The SSA also seeks to provide computer education even in the rural areas.

Monitoring Institution:

Since quality is a major concern under the Sarva Shiksha Abhiyan, its monitoring is a priority. 41 Social Science Institutes of national stature have been given the work of Monitoring of Implementation of Sarva Shiksha Abhiyan (SSA) in States & UTs. In larger States; more than one Institute have been assigned the task of Monitoring. These Monitoring Institutes (MIs) are required to make field visit and report on progress of SSA at the ground level every six months.



The MI is expected to cover 40 schools (Schools, STP centers, NPEGEL, KGBV) of the Districts allotted to them in a period of six months so that all districts are covered in a two-year period.

Methodology:

Research Method: Survey method of research was followed.

Population: All the government schools, STP centers, KGBVs, and NPEGELs.




Sample: 40 government schools based on different criteria.



Data Collection: Data was personally collected by MI by visiting each school. All the information required in the tool was collected by checking the records, through critical observation, discussing among the teachers, asking children, parents if they were available.

Data Analysis: The collected data was compiled and analyzed quantitatively and content analysis was done wherever required. Frequency and percentage was calculated. Data was also described wherever required.

District Level Half Yearly Monitoring Report

Regularity in supply of hot cooked meal:

	Report
<p>a) Regularity in Serving MDM</p>	
<p>i. Percentage of Schools serving hot cooked meal regularly.</p>	<p>On day 1 the MDM was served in 28 schools (In 1 school it was not served because the MDM In-Charge was on holiday), while on day 2 it was served in all 29 schools (Viranimoti Pra. Shala served MDM on day 2).</p> <div style="display: flex; justify-content: space-around; align-items: flex-start;"> <div style="text-align: center;">  <p>Masala dhokdi prepared in MDM. (School: Sekhadiya)</p> </div> <div style="text-align: center;">  <p>Khichdi prepared in MDM. (School: Feradi Pra. Shala)</p> </div> </div> <div style="text-align: center; margin-top: 20px;">  <p>Masala dhokdi having cooked at the cooks home and brought to the school. (School: Shala no. 15)</p> </div>

Report	
	
<p>ii. If hot cooked meal is not served regularly, reasons thereof.</p>	<p>The meal is not well.</p> <div style="display: flex; justify-content: space-around; align-items: center;"> <div style="border: 1px solid black; background-color: #003366; color: white; padding: 5px; border-radius: 10px;"> Khichdi prepared in MDM. </div> <div style="border: 1px solid black; background-color: #003366; color: white; padding: 5px; border-radius: 10px;"> Khichdi prepared in MDM at Panthiya Pra. Shala. </div> </div>
<p>iii. Is there any prescribed norm for consideration for irregularity in serving MDM</p>	<p>No.</p>
<p>iv. Quality and quantity of meal in the opinion of teachers, students or VEC members and any problems to children in serving MDM.</p>	<p>The quality of meal when asked to the students who used to have the meal was reported to be good in 27 schools, while fair in 2 schools.</p> 

Report



Flies flying over the dough.



Masala dhokli prepared of poor quality without taking care of hygiene. (School: Ferdi Pra. Shala)

However; when asked to be good on while in rest of to be poor. was reported to be fair, was reported

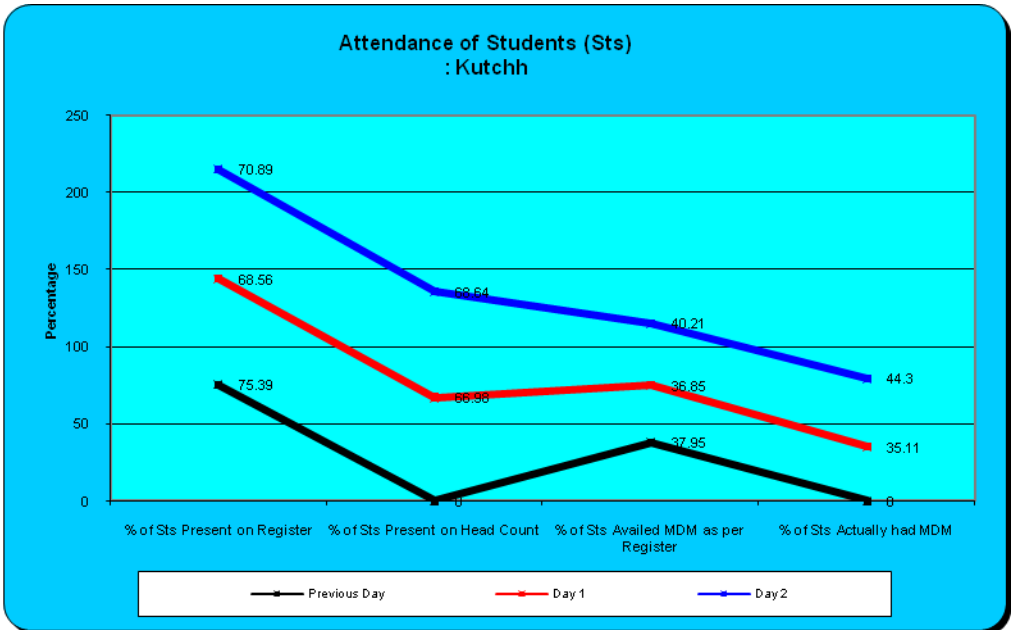
The quantity of meal when asked to the students who use to have the meal was reported to be good in 28 schools, while fair in 1 school (school no. 22).

However; when asked to the students who did not have the meal was reported to be good only in case of 4 schools, in 18 schools it was reported to be fair, while in rest of the 7 schools it was reported to be poor.

The reason for not having the MDM given by the students who did not have MDM was that they needed butter milk in the lunch, the quality was not good, cleanliness was not maintained, it was meant for poor children, while in 1 school (Selaninaka Pra. Shala) it was reported that it was due to bad behaviour of the MDM In- Charge that the students did not have meal.




<p>i. Number of children enrolled in schools</p>	<p>The total number of students enrolled in all the 29 schools was 9355. The total number of children present on record on previous day was 7053 (75.39%). The total number of children present on record on day 1 of visit was 6414 (68.56%), while that present on head count was 6266 (66.98%). The total number of children present on record on day 2 was 6632 (70.89%), while that present on head count was 6421 (68.64%).</p>
<p>ii. Number of children availed MDM</p>	<p>The total number of students opted for MDM on day 1 of visit was 4841 (51.74%), while that on day 2 was 4845 (51.79%).</p>

Report	
as per MDM register	
iii. Number of children availed MDM on the day of visit	Total number of children actually availed MDM on day 1 of visit was 3285 (35.11%), while that on day 2 of visit was 4145 (44.30%).
iv. Number of children availed MDM on the previous day of visit	The total number of students availed MDM as per MDM register on one day before the day of visit was 3551 (37.95%), on day 1 of visit was 3448 (36.85%), while that on day 2 of visit was 3762 (40.21%).



Regularity in supply of Food grain:

Report	
(i) Is school/implementing agency receiving food grain regularly? If there is delay in delivering food grains, what is the extent of delay and reasons for the	In 28 out of 29 schools (except school no. 7 Luni; here the MDM In-Charge was not present) the food grains were received regularly. (In rest of the schools it was reported that the MDM In-Charge was not coming to the school).

same?	
ii. Is the quality of food grain FAQ?	<p>The quality of food grains was good in 28 schools (except school no. 7 Luni; here the MDM In-Charge was not present).</p> <div style="display: flex; justify-content: space-around; align-items: center;"> <div style="text-align: center;">  <p style="background-color: #003366; color: white; padding: 5px; border-radius: 10px; width: 100%;">Wheat flour. (Feradi Pra. Shala)</p> </div> <div style="text-align: center;">  <p style="background-color: #003366; color: white; padding: 5px; border-radius: 10px; width: 100%;">Quality of food grains at Panthiya Pra. Shala.</p> </div> </div>
iii. Is buffer stock of one-month's requirement maintained?	<p>Buffer stock of one-month's requirement was maintained in 27 schools. (In school no. 2 it was not, while in school no. 7 the MDM In-Charge did not come).</p> <div style="text-align: center;">  <p style="background-color: #003366; color: white; padding: 5px; border-radius: 10px; width: 100%;">Stock of food grains. (School: Feradi Pra. Shala)</p> </div>
iv. Is the food grains delivered at the school?	<p>The food grains in case of 20 schools were delivered in the school. The vegetables were daily bought by the MDM In-Charge.</p>

Payment of Cost of food grain to FCI:

	Report
a) Enabling conditions: -	

	Report
i. Is payment of cost of food grain to FCI made monthly? Which the stipulated time?	The food grains were delivered by the mamalatdar.
ii. Has payment of cost of food grain to FCI made for the previous month?	-
iii. Reasons for irregular payment, if any	N.A.

Regularity in Delivering Cooking Cost at the school level:

	Report
i. Number of schools/ implementing agency receiving cooking cost in advance regularly?	In 26 schools it was reported that the schools was receiving cooking cost in advance regularly. (In school no. 12 & 24 they were not, while in school no. 7 the MDM In-Charge did not come).
ii. If there is delay in delivering cooking cost what is the extent of delay and reasons for it?	It was since 6 months in school no. 12, while in school no. 7 the MDM In-Charge did not come.
iii. In case of delay, how school/implementing agency manages to ensure that there is no disruption in the feeding programme?	In 1 school they use to spend their money, while in 1 school the MDM In-Charge did not come.
iv. Is cooking cost paid by Cash or through banking channel?	In 13 schools it was reported that the cooking cost was paid by cash, while in 15 schools it was reported that the cooking cost was paid through bank, while in 1 school the MDM In-charge did not come.

Social Equity:

	Report
a) In the classroom: -	
i. Sitting arrangement for the children during serving of MDM.	In 17 schools the helpers used to serve the meal, in 1 school both the helper and the students used to serve the meal, in 1 school both cook and the MDM In-Charge used to serve the meal, in 3 schools students used to serve the meal, while in 1 school students themselves used to collect the meal from the meal displayed on the table. In 1 school the cook and the students used to serve the meal. Boys and girls used to sit separately in majority of the case. The students used to sit either grade wise or as per their wish.

		Report	
		 <p style="text-align: center; background-color: #003366; color: white; padding: 5px;">Students serving MDM. (Feradi Pra. Shala)</p>	
		 <p style="text-align: center; background-color: #003366; color: white; padding: 5px;">Seating arrangements during MDM in various schools.</p>	
<p>ii. Did you observe any gender or caste or community discrimination in cooking or serving or seating arrangements?</p>	<p>There are no seating arrangements during MDM.</p>	<p>seating</p>	

		Report	
<p>i. Number of schools where menu is displayed on the wall and noticeable</p>	<p>The menu was available and displayed in all the 29 schools. 26 schools (except school no. 2, 6, and 27) followed the displayed menu.</p>		

	Report								
	<table border="1"> <caption>Menu: KUTCHH - Number of Schools</caption> <thead> <tr> <th>Category</th> <th>Number of Schools</th> </tr> </thead> <tbody> <tr> <td>Available</td> <td>29</td> </tr> <tr> <td>Displayed</td> <td>29</td> </tr> <tr> <td>Followed</td> <td>26</td> </tr> </tbody> </table>	Category	Number of Schools	Available	29	Displayed	29	Followed	26
Category	Number of Schools								
Available	29								
Displayed	29								
Followed	26								
ii. Who decides the menu	The menu was decided by the MDM Commissioner.								
iii. Does daily menu includes rice/wheat, pulses (dal) and vegetable	It was observed in 26 schools (except school no. 20, 23, and 28) that there was variety in the food served daily. In 28 schools (except school no. 4) the daily menu included rice/wheat, pulses (dal) and vegetable.								
iv. Number of schools where variety of foods is served daily	It was observed in 26 schools (except school no. 20, 23, and 28) that there was variety in the food served daily.								
v. Number of schools where same food is served daily	-								

Community Mobilization:

	Report
i. Familiarity level of the SMC members with their roles and responsibilities and eligibility and entitlement of children as notified by the State Government.	In 24 schools it was reported that the VEC members were aware about the quantity of meal, while in 15 schools it was reported that the VEC members were aware with their roles and responsibilities and eligibility and entitlement of children.
ii. Number of schools where there is a roaster of parents for daily monitoring and supervision of MDMS	In 26 schools (except school no. 11, 17 and 20) the roaster was maintained for monitoring and supervision of MDM by the parents. However; it was only the BRCCs, CRCCs, and sometimes; Education Officer, DPO, MDM

	Report
	Commissioner used to visit the school. There was no parent who used to monitor the MDM programme.
iii. Number of members received training regarding MDMS and its monitoring	No
iv. Frequency of SMCs meetings held and issues related to MDMS discussed.	-
v. Frequency of monitoring of cooking and serving MDMS by SMC members.	Once in a year.
vi. Contribution made by the community for MDMS.	Not any.
vi. Extent of participation by SMC/PTA/MTA/PRI/Urban local bodies	The extent of participation by VEC /PTA/MTA/PRI/Urban local bodies was reported to be good in 17 schools, fair in 10 schools, while in 2 schools the MDM In-Charge did not come.

MIS:

	Report
i. Number of schools where MDM register is in place and maintained	MDM register was maintained in all schools.
ii. Whether any training on maintaining MDM information is imparted to the teacher/ head teacher?	No
iii. What is Mechanism of flow of Information from school to district and onwards	-
iv. What is the prevalent MIS system?	-
v. What is the interval of furnishing information from School to Block and onwards?	-

Financial Management:

	Report
i. Nature of financial records and registers maintained at the implementing agency level.	Registers were maintained.
ii. Mode of transfer of fund to the implementing agency level from the state or district levels.	N. A.
iii. Type of account maintained and System for the withdrawal of fund from the SMC/VEC account.	N. A.
iv. If the proposals for expenditure and expenditure statements are shared with the community. If yes, is there any instance of community expressing objection/reservation	N. A.

	Report
about any transaction?	

School Health Programme:

	Report
i. Number of schools where school Health Card maintained for each child? Who administers these medicines and at what frequency whether MDM register is in place and maintained?	The school health cards were maintained for each child in 28 schools (It was not in school no. 28 Viranimoti Pra. Shala).
ii. What is the frequency of health check-up?	As reported by the school authorities; in 25 schools the medicines were administered once in a year, in 1 school it was administered twice in a year, in 1 school (school no. 2) it was once in 2 months, while 1 school (school no.23) the record was not available.
iii. Number of children given Vitamin A	-
iv. Number of children given IFA Tablets	-
v. Number of children given de-worming tablets.	-
vi. Who administers these medicines?	The nearby PHC used to administer the medicines.
vii. Number of school where iodized salt is used.	-
viii. Number of schools where children wash their hand before and after eating	In 27 out of 29 schools (except school no. 4, 8) the children use to wash their hands before and after having meal.

Status of Cook cum Helpers:

	Report
i. Number of school where cook cum helpers are engaged as per the norm of GOI or State Govt.	Yes, in 28 schools (School no. 17 Maheshwari Pra. Shala; there were 1079 students enrolled, around 70% children use to have MDM. However; there were only 2 helpers and 1 cook).
ii. Who engages cook cum helpers in these schools	By MDM department.
iii. Number of schools served by centralized kitchen	No
iv. Number of schools where SHG is involved	Not any.
v. What is remuneration paid to Cook cum helpers, mode of payment and intervals of payment?	Cook: It was 1000 rupees in 27 schools, in 1 school it was 800 rupees, and in 1 school it was 700 rupees. Helper: It was 1000 rupees in 17 schools, in 1 school it was 400 rupees, in 1 school it was 300 rupees, rupees in 4 schools, 500 rupees in 2 schools, 600 rupees in 1 school, 800 rupees in 1 school, while in 3 schools (school no. 7,

	Report
	10, 22). The remuneration was paid by cash in 10 schools, in 17 it was by bank, in 2 schools it was by cheque. During interaction with the cook cum helpers, they all complained about the remuneration which was unsatisfactory. The remuneration was regular in 20 out of 29 schools.
vi. Social Composition of cooks cum helpers? (SC/ST/OBC/Minority/others)	There were total 82 (18+64) cook and helpers. 40 belonged to general category, 25 were OBC, 3 were ST, and 10 were SC, while 4 were MM.

Infrastructure:

	Report
i. Number of school where pucca Kitchen cum Stores is available and in use	<p>In 20 schools the pucca kitchen shed was constructed and was in use. In 5 schools it was reported that though the kitchen shed was constructed it was not in use. In 1 school (school no. 7) the kitchen shed was under construction. However; in 3 schools (school no. 22, 25, 27) the kitchen shed was not constructed/ sanctioned.</p> <p>In case of rest 10 schools; in 4 schools (school no. 4, 8, 11, 13) the meal was cooked at the MDM In-Charge's home, in 1 school (school no. 7) it was cooked at helper's house, in 1 school (school no. 17) it was prepared in the veranda, in 1 school (school no. 25) it was cooked in an additional classroom, in 1 school (school no. 27) it was cooked in the school campus, in 1 school (school no. 22) it was cooked at the cook's house.</p> <p>In 8 schools the food grains were stored in the kitchen shed; in 10 schools (school no. 2, 4, 8, 11, 12, 13, 18, 19, 22, 27) it was stored in MDM In-Charge's house. In 10 schools it was stored in classrooms. In 1 school (school no. 7) it was kept at helper's house.</p>



Newly constructed kitchen shed but yet used. (Shala no. 15)



Well constructed Kitchen shed and in use at Sekhadiya Pra. Shala.

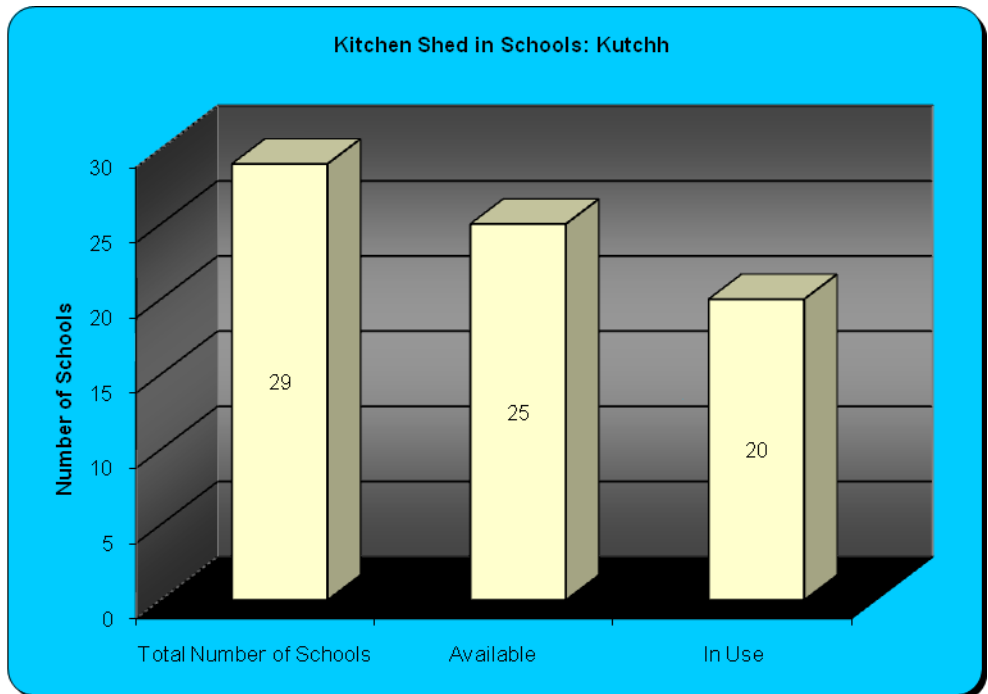
Report



A classroom used as kitchen shed at Desha Kanya Shala.



Utensils thrown in the kitchen shed. (Feradi Pra. Shala)



ii. Number of schools where pucca kitchen cum store is not available

In 3 schools it was not available, while in 1 school it was under construction.

Staffing:

		Report
i.	Number of staff engaged at district level for management and monitoring of MDMS	-

	Report
ii. Number of staff engaged at block level for management and monitoring of MDMS	No
iii. Is there any district level task force constituted	No




1. Monitoring:


	Report
i. How many district level steering cum monitoring committee meeting held in current financial year	Not a part of the tool.
ii. How many state level steering cum monitoring committee meeting held in the current financial year	Not a part of the tool.

District Level Half Yearly Monitoring Report

Regularity in supply of hot cooked meal:

	Report
b) Regularity in Serving MDM	
v. Percentage of Schools serving hot cooked meal regularly.	<p>On day 1 out of 34 schools; the MDM was served in 27 schools (In Natwarnagar Pra. Shala & 2 schools of Nesh; Bandhno & Boriyawada, the MDM was not yet started. Apart from these in school no, 2 and 9 MDM was not served on both days during the MI's visit, while in 2 schools (school no. 11 & 14, however; in both these schools tithi bhojan was served.) the MDM was closed on day 1 of visit), while on day 2 it was served in 28 schools (in School no. 15 tithi bhojan was served).</p> <p>The reason for having not served the MDM was; that the MDM In-charge was not well, MDM was cooked in the center school and hence could not reach due to the location of the school (mostly in case of sim shalas), students were taken for thithi bhojan, in 1 school all the children and teachers were absent except 1 due to some religious programme.</p>
vi. If hot cooked meal is not served regularly, reasons thereof.	<p>The reason for having not served the MDM was; that the MDM In-charge was not well, MDM was cooked in the center school and hence could not reach due to the location of the school (mostly in case of sim Shalas), students were taken for thithi bhojan, in 1 school all the children and teachers were absent except 1 due to some religious programme.</p>
vii. Is there any prescribed norm for consideration for irregularity in serving MDM	No.

		Report
viii.	Quality and quantity of meal in the opinion of teachers, students or SMC members and any problems to children in serving MDM.	<p>The quality of meal when asked to the students who use to have the meal was reported to be good in 23 schools, fair in 4 schools and poor in 1 school. However; when asked to the students who did not have the meal was reported good only in case of 1 school, in 6 schools it was reported to be fair, while in rest of the school it was reported to be poor.</p> <p>The quantity of meal when asked to the students who use to have the meal was reported to be good in 24 schools, fair in 3 schools and poor in 1 school. However; when asked to the students who did not have the meal was reported good only in case of 1 school, in 5 schools it was reported to be fair, while in rest of the school it was reported to be poor.</p> <div style="display: flex; justify-content: space-around; align-items: flex-start;"> <div style="text-align: center;">  <p style="background-color: #003366; color: white; padding: 5px; border-radius: 10px; width: 100%;">Dry khichdi prepared for MDM. (School: Kolikhada Pra. Shala)</p> </div> <div style="text-align: center;">  <p style="background-color: #003366; color: white; padding: 5px; border-radius: 10px; width: 100%;">Children having very little meal. (Kolikhada Pra. Shala)</p> </div> </div> <div style="text-align: center; margin-top: 20px;">  <p style="background-color: #003366; color: white; padding: 5px; border-radius: 10px; width: 100%;">Nodal Officer discussing with the MDM In- Charge, MIS, Gender Co. and CRCC. (School: Kolikhada Pra. Shala)</p> </div>
v.	Number of children enrolled in schools	<p>The total number of students enrolled in all the 34 schools was 4727. The total number of children present on record on previous day was 3106 (65.70%). The total number of children present on record on day 1 were 2917 (61.17%), while that present on head count were 2678 (56.65%). The total number of children present on record on day 2 were 2877 (60.86%), while that present on head</p>

Report																					
	count were 2702 (57.16%).																				
vi. Number of children availed MDM as per MDM register	The total number of students availed MDM as per MDM register on one day before the day of visit were 2277 (48.17%), on day 1 of visit were 2222 (47.00%), while that on day 2 of visit were 1888 (39.94%).																				
vii. Number of children availed MDM on the day of visit	<p>Total number of children availed MDM on day 1 of visit were 2186 (46.24%), while that on day 2 of visit were 1905 (40.30%).</p> <div style="border: 2px solid blue; padding: 10px; background-color: #e0ffff;"> <p style="text-align: center;">Attendance of Students (Sts): Porbandar</p> <table border="1" style="margin: 10px auto; border-collapse: collapse;"> <caption>Attendance of Students (Sts): Porbandar - Data from Chart</caption> <thead> <tr> <th>Category</th> <th>Previous Day (%)</th> <th>Day 1 (%)</th> <th>Day 2 (%)</th> </tr> </thead> <tbody> <tr> <td>% of Sts Present on Register</td> <td>65</td> <td>61</td> <td>61</td> </tr> <tr> <td>% of Sts Present on Head Count</td> <td>56</td> <td>57</td> <td>-</td> </tr> <tr> <td>% of Sts Availed MDM as per Register</td> <td>48</td> <td>47</td> <td>40</td> </tr> <tr> <td>% of Sts Actually had MDM</td> <td>-</td> <td>46</td> <td>40</td> </tr> </tbody> </table> </div> <div style="text-align: center; margin-top: 20px;">  </div> <div style="display: flex; justify-content: space-around; margin-top: 10px;"> <div style="background-color: #003366; color: white; padding: 5px; border-radius: 10px; width: 45%;"> <p style="text-align: center;">Children having Nasta in the MDM at Bildi Pra. Shala)</p> </div> <div style="background-color: #003366; color: white; padding: 5px; border-radius: 10px; width: 45%;"> <p style="text-align: center;">Children having meal having brought from home during the recess.</p> </div> </div>	Category	Previous Day (%)	Day 1 (%)	Day 2 (%)	% of Sts Present on Register	65	61	61	% of Sts Present on Head Count	56	57	-	% of Sts Availed MDM as per Register	48	47	40	% of Sts Actually had MDM	-	46	40
Category	Previous Day (%)	Day 1 (%)	Day 2 (%)																		
% of Sts Present on Register	65	61	61																		
% of Sts Present on Head Count	56	57	-																		
% of Sts Availed MDM as per Register	48	47	40																		
% of Sts Actually had MDM	-	46	40																		

Report



Only few children having MDM. (School: Talpad Shala)



Dry roti left in the dishes.



Children having meal having brought from home during the recess. (School: Palkhada Pra. Shala)



Children having meal having brought from home during the recess along with dry Nasta served in MDM. (School: Palkhada Pra. Shala)

	Report
viii. Number of children availed MDM on the previous day of visit	The total number of students availed MDM as per MDM register on one day before the day of visit was 2277 (48.17%).

Regularity in supply of Food grain:

	Report
(ii) Is school/implementing agency receiving food grain regularly? If there is delay in delivering food grains, what is the extent of delay and reasons for the same?	In all 28 schools the food grains were received regularly.
ii. Is the quality of food grain FAQ?	The quality of food grains was good in 23, while poor in rest of the schools.
iii. Is buffer stock of one-month's requirement maintained?	Buffer stock of one-month's requirement was maintained in 29 schools.
v. Is the food grains delivered at the school?	The food grains were delivered in 16 schools. The vegetables were daily bought by the MDM In-Charge.

Payment of Cost of food grain to FCI:


	Report
b) Enabling conditions: -	
iv. Is payment of cost of food grain to FCI made monthly? Which the stipulated time?	
v. Has payment of cost of food grain to FCI made for the previous month?	
vi. Reasons for irregular payment, if any	N.A.




Regularity in Delivering Cooking Cost at the school level:

	Report

i. Number of schools /implementing agency receiving cooking cost in advance regularly?	In 29 schools it was reported that the schools was receiving cooking cost in advance regularly.
ii. If there is delay in delivering cooking cost what is the extent of delay and reasons for it?	N. A.
iii. In case of delay, how school/implementing agency manages to ensure that there is no disruption in the feeding programme?	N. A.
iv. Is cooking cost paid by Cash or through banking channel?	In 21 schools it was reported that the cooking cost was paid by cash, while in 8 schools it was reported that the cooking cost was paid through bank.

Social Equity:

	Report
a) In the classroom: -	
iii. Sitting arrangement for the children during serving of MDM.	<p>Boys and girls use to sit separately in majority of the case. In 2 schools (School No. 1; Kolikhada & 12) the sitting arrangement was caste wise.</p>  <p>Few children having khichdi MDM. (School: Kolikhada Pra. Shala)</p>

		Report
		<div style="display: flex; justify-content: space-around;">   </div> <p style="text-align: center; background-color: #003366; color: white; padding: 5px; border-radius: 10px;">Children having MDM at Satvirada Nesh.</p> <div style="text-align: center; margin-top: 20px;">  <p style="text-align: center; background-color: #003366; color: white; padding: 5px; border-radius: 10px;">Children having MDM in disorganisedkitchen shed. (School: Japar Sim Shala)</p> </div>
<p>iv. Did you observe any gender or caste or community discrimination in cooking or serving or seating arrangements ?</p>	<p>In 2 schools (School No. 1; Kolikhada & School No. 12; Karar sim Shala) there was discrimination in sitting arrangements. The children use to sit caste wise.</p>	

Menu:

		Report
<p>vi. Number of schools where menu is displayed</p>	<p>The menu was available in 28 schools. The menu was displayed in 25 schools. Only 21 schools followed the displayed menu.</p>	

	Report								
on the wall and noticeable	<table border="1"> <caption>MENU: PORBANDAR</caption> <thead> <tr> <th>Category</th> <th>Number of Schools</th> </tr> </thead> <tbody> <tr> <td>Available</td> <td>30</td> </tr> <tr> <td>Displayed</td> <td>26</td> </tr> <tr> <td>Followed</td> <td>23</td> </tr> </tbody> </table>	Category	Number of Schools	Available	30	Displayed	26	Followed	23
Category	Number of Schools								
Available	30								
Displayed	26								
Followed	23								
vii. Who decides the menu	The menu was decided by the Mamalatdar.								
viii. Does daily menu includes rice/wheat, pulses (dal) and vegetable	It was observed in 26 schools that there was variety in the food served daily. The daily menu included included rice/wheat, pulses (dal) and vegetable.								
ix. Number of schools where variety of foods is served daily	In 26 schools there was variety in the served meal.								
x. Number of schools where same food is served daily									

Community Mobilization:

	Report
vii. Familiarity level of the SMC members with their roles and responsibilities and eligibility and entitlement of children as notified by the State Government.	The VEC members were aware with their roles and responsibilities and eligibility and entitlement of children.
iii. Number of schools where there is a roaster of parents for daily monitoring and supervision of MDMS	In 23 schools the roaster was maintained for monitoring and supervision of MDM by the parents.

	Report
ix. Number of members received training regarding MDMS and its monitoring	-
x. Frequency of SMCs meetings held and issues related to MDMS discussed.	The frequency of VEC meetings was reported to be good in 19 schools, fair in 7 schools and poor in 1 school.
xi. Frequency of monitoring of cooking and serving MDMS by SMC members.	
xii. Contribution made by the community for MDMS.	
vi. Extent of participation by SMC/PTA/MTA/PRI/Urban local bodies	The extent of participation by SMC /PTA/MTA/PRI/Urban local bodies was reported to be good in 22 schools, fair in 5 schools and poor in 3 schools

MIS:

	Report
vi. Number of schools where MDM register is in place and maintained	MDM register was maintained in all schools.
vii. Whether any training on maintaining MDM information is imparted to the teacher/head teacher?	No
viii. What is Mechanism of flow of Information from school to district and onwards	-
ix. What is the prevalent MIS system?	-
x. What is the interval of furnishing information from School to Block and onwards?	-

Financial Management:

	Report
v. Nature of financial records and registers maintained at the implementing agency level.	N. A.
vi. Mode of transfer of fund to the implementing agency level from the state or district levels.	N. A.
vii. Type of account maintained and System for the withdrawal of fund from the SMC/VEC account.	N. A.
viii. If the proposals for expenditure and expenditure statements are shared with the community. If yes, is there any instance of community expressing objection/reservation about any transaction?	N. A.

School Health Programme:



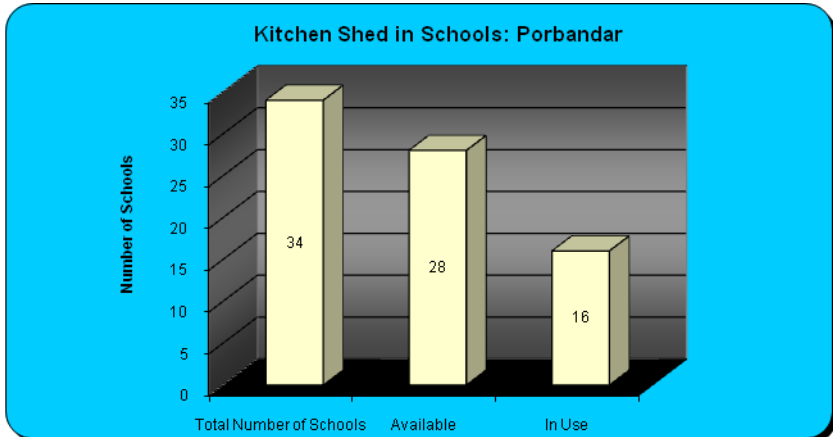
	Report
ix. Number of schools where school Health Card maintained for each child? Who administers these medicines and at what frequency whether MDM register is in place and maintained?	The school health cards were maintained for each child in 31 schools out of 34 schools.
x. What is the frequency of health check-up?	As reported by the school authorities; in 27 schools the medicines were administered once in a year, in 3 schools it was administered twice in a year.
xi. Number of children given Vitamin A	
xii. Number of children given IFA Tablets	
xiii. Number of children given de-worming tablets.	
xiv. Who administers these medicines?	The nearby PHC used to administer the medicines.
xv. Number of school where iodized salt is used.	-
xvi. Number of schools where children wash their hand before and after eating	In all 23 out of 34 schools the children use to wash their hands before and after having meal.

Status of Cook cum Helpers:

	Report
i. Number of school where cook cum helpers are engaged as per the norm of GOI or State Govt.	Yes, in 29 schools.
viii. Who engages cook cum helpers in these schools	By department.
ix. Number of schools served by centralized kitchen	-
x. Number of schools where SHG is involved	Not any.
xi. What is remuneration paid to Cook cum helpers, mode of payment and intervals of payment?	<p>Cook: It was 1000 rupees fixed remuneration in 4 schools, 750 rupees in 1 school, 700 rupees in 2 schools, 400 rupees in 1 school, while in 5 school they had not received yet.</p> <p>Helper: It was 1000 rupees fixed remuneration in 24 schools, 750 rupees in 1 school, 720 rupees in 1 school, 700 rupees in 1 school, 500 rupees in 1 school, 400 rupees in 1 school, 250 rupees in 1 school, 200 rupees in 1 school, while in 2 school they had not received yet.</p> <p>The remuneration was paid in 29 schools out of 34 schools, while in rest of the schools it was not received.</p> <p>The remuneration was paid regularly in 25 schools.</p> <p>The remuneration was paid by cheque.</p> <p>During interaction with the cook cum helpers, they all complained about the remuneration</p>

	Report
	which was unsatisfactory.
kii. Social Composition of cooks cum helpers? (SC/ST/OBC/Minority/others)	There were total 31 cooks and 29 helpers in 34 schools. 8 out of 60 were males. Cooks: 8 cooks belonged to general category, 18 were OBC, 3 were ST, while 1 was MM. Helpers: 8 were of general category, 18 belonged to OBC category, 3 belonged to ST category.

Infrastructure:

	Report								
iii. Number of school where pucca Kitchen cum Stores is available and in use	<p>In 16 schools the pucca kitchen shed was constructed and was in use. In rest of the schools it was reported that though the kitchen shed was constructed was not in use. In 1 school the kitchen shed was under construction. However; in 5 schools the kitchen shed was not constructed/ sanctioned.</p> <p>The food grains in case of 13 schools were stored in the MDM In-Charge's home, 1 school reported that it was stored in another school, in case of 9 schools it was stored in the classrooms, in case of 8 schools it was stored in kitchenshed, while in case of 1 school it was stored in the veranda.</p> <div style="display: flex; justify-content: space-around;"> <div style="text-align: center;">  <p>Unused kitchen shed. (School: Fulivav Pra. Shala)</p> </div> <div style="text-align: center;">  <p>Disorganised kitchen shed at Japar Sim Shala.</p> </div> </div> <div style="text-align: center; margin-top: 20px;">  <p>Kitchen Shed in Schools: Porbandar</p> <table border="1"> <thead> <tr> <th>Category</th> <th>Number of Schools</th> </tr> </thead> <tbody> <tr> <td>Total Number of Schools</td> <td>34</td> </tr> <tr> <td>Available</td> <td>28</td> </tr> <tr> <td>In Use</td> <td>16</td> </tr> </tbody> </table> </div>	Category	Number of Schools	Total Number of Schools	34	Available	28	In Use	16
Category	Number of Schools								
Total Number of Schools	34								
Available	28								
In Use	16								

	Report
iv. Number of schools where pucca kitchen cum store is not available	5

Staffing:

	Report
iv. Number of staff engaged at district level for management and monitoring of MDMS	-
v. Number of staff engaged at block level for management and monitoring of MDMS	-
vi. Is there any district level task force constituted	

Monitoring:

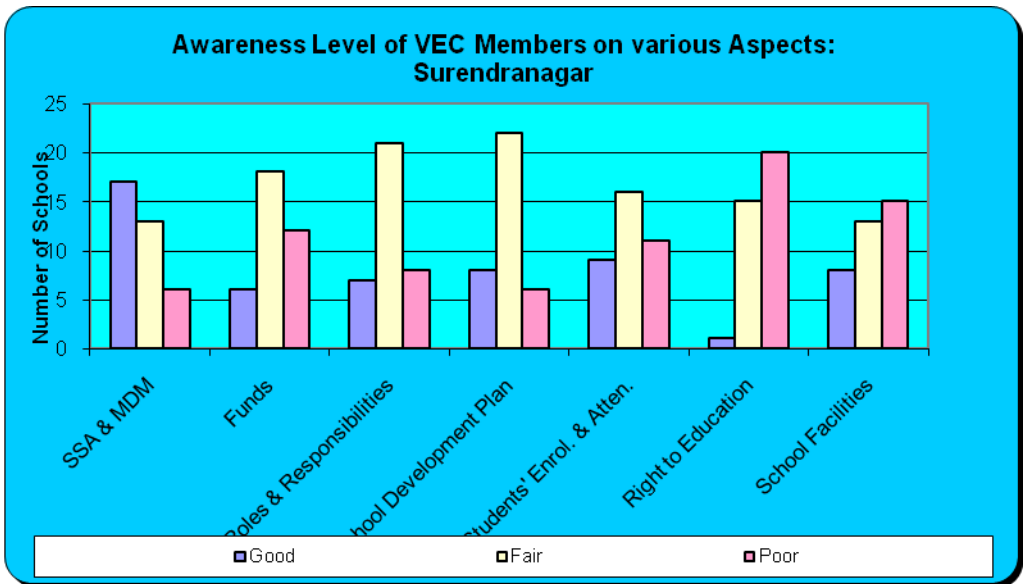
	Report
iii. How many district level steering cum monitoring committee meeting held in current financial year	-
iv. How many state level steering cum monitoring committee meeting held in the current financial year	-

District Level Half Yearly Monitoring Report

Regularity in supply of hot cooked meal:

	Report
c) Regularity in Serving MDM	
ix. Percentage of Schools serving hot cooked meal regularly.	On both days of visit, the MDM was served in all schools. In one school (Ganja Pra. Shala on day 1 there was delay in serving the meal and hence; the meal was served cold, while on day 2 the students were served with tithi bhojan).
x. If hot cooked meal is not served regularly, reasons thereof.	In Ganja Pra. Shala on day 1 there was delay in serving the meal and hence; it was served cold, the reason given was that the meal was cooked early in the morning while served in the afternoon. While on day 2 the students were served tithi bhojan.
xi. Is there any prescribed norm for consideration for irregularity in serving MDM	No.
xii. Quality and quantity of meal in the opinion of teachers, students or SMC members and any problems to children in serving MDM.	<p>The quality of meal when asked to the students who used to have the meal was reported to be good in 33 schools, while fair in 4 schools. However; when asked to the students who did not have the meal was reported good only in case of 11 schools, in 26 schools it was reported to be fair.</p> <p>The quantity of meal when asked to the students who used to have the meal was reported to be good in 33 schools, while fair in 4 schools. However; when asked to the students who did not have the meal was reported good only in 11 schools, in 26 schools it was reported to be fair.</p> <p>The reason for not having the MDM given by the students who did not have MDM was that; they used to have lunch from home, students of higher grades felt shy to have MDM (school no. 1 Narali Pra. Shala), meal was tasteless, and same meal was served daily.</p> <p>Suggestion to improve the MDM programme was given by the teachers of 1 school (school no. 11, Mayurnagar Pra. Shala) that instead of cooked meal students should be given food grains.</p>
ix. Number of children	The MDM attendance register was filled up in 36 out of 37 schools (school no. 3 Ganja Pra. Shala, as the MDM In-Charge had not come the MI could not

		Report
enrolled in schools	verify). The total number of students enrolled was 13, 195. The total number of children present on record on previous day was 11175 (84.69%). The total number of children present on record on day 1 were 10759 (81.53%), while that present on head count were 10109 (76.61%). The total number of children present on record on day 2 were 10385 (78.70%), while that present on head count were 10098 (76.52%). The total number of students present after MDM was 10042, while that on day 2 were 10186.	
x. Number of children availed MDM as per MDM register	The total number of students opted for MDM on day 1 was 4961 (37.59%), while that on day 2 was 4941 (37.44%). The total number of students had MDM as per MDM register on previous day of visit was 5965 (45.20%), on day 1 was 5604 (42.47%), while that on day 2 were 5971 (45.25%).	
xi. Number of children availed MDM on the day of visit	Total number of children actually availed MDM on day 1 of visit were 4099 (31.06%), while that on day 2 of visit were 4234 (32.08%).	
xii. Number of children availed MDM on the previous day of visit	The total number of students availed MDM as per MDM register on one day before the day of visit were 3551 (37.95%), on day 1 of visit were 3448 (36.84%), while that on day 2 of visit were 3762 (40.20%).	



Regularity in supply of Food grain:

	Report
(iii) Is school/implementing agency receiving food grain regularly? If there is delay in delivering food grains, what is the extent of delay and reasons for the same?	In all schools the food grains were received regularly.
ii. Is the quality of food grain FAQ?	The quality of food grains was good in all schools.
iii. Is buffer stock of one-month's requirement maintained?	Buffer stock of one-month's requirement was maintained in 35 schools (except school no. 5 and 9). The food grains were supplied as per the marked/ indicated weight in 35 schools (except school no. 5, Narangpura & 9, Merupur Pra. Shala).
vi. Is the food grains delivered at the school?	The food grains were delivered in 33 schools. The vegetables were daily brought by the MDM In-Charge to the school. In 33 schools the food grains were stored in kitchen shed, in 3 schools (school no. 3, 9 & 15) it was stored at MDM In-Charge's home, while in 1 case (school no. 33) it was stored in the classrooms. The food grains were stored at a clean and hygienic place in all the schools observed. Potable water was available for cooking and drinking in 36 schools (except school no. 33, Gundiya). Utensils were available in 36 schools were adequate (except school no. 33) for cooking. The kind of fuel used in all schools was fire wood. The general impression of the environment and hygiene was reported to be good in 27 schools, while fair in 10 schools. In 34 schools the students were encouraged to wash hands before and after MDM, while in rest 3 schools (school no. 3, 22 & 37), they did not wash their hands. In 35 schools (except in school no. 3 & 5) children took meal in orderly manner. In 34 schools (except in school no. 8, 22 & 23) it was observed that the water was conserved while rinsing utensils and washing hands. In 36 schools it was observed that the cooking process and storage of fuel was safe, in 1 school it was cooked at the cooks' home (school no. 15 Sara Pra. Shala).

Payment of Cost of food grain to FCI:

	Report
--	---------------

	Report
c) Enabling conditions: -	
vii. Is payment of cost of food grain to FCI made monthly? Which the stipulated time?	The food grains were delivered by the mamalatdar.
viii. Has payment of cost of food grain to FCI made for the previous month?	-
ix. Reasons for irregular payment, if any	N.A.

Regularity in Delivering Cooking Cost at the school level:

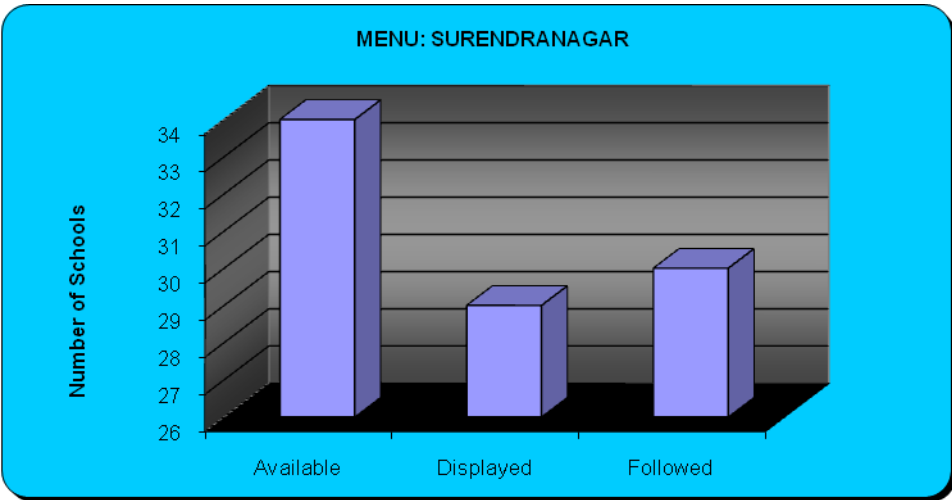
	Report
i. Number of schools/ implementing agency receiving cooking cost in advance regularly?	In 36 schools it was reported that the schools was receiving cooking cost in advance regularly. (In 1 school, Ganja Pra. Shala the MDM In-Charge did not meet the MI).
ii. If there is delay in delivering cooking cost what is the extent of delay and reasons for it?	In 1 school, Ganja Pra. Shala the MDM In-Charge did not meet the MI.
iii. In case of delay, how school/implementing agency manages to ensure that there is no disruption in the feeding programme?	In 1 school, Ganja Pra. Shala the MDM In-Charge did not meet the MI.
iv. Is cooking cost paid by Cash or through banking channel?	In 11 schools it was reported that the cooking cost was paid by cash, while in 25 schools it was reported that the cooking cost was paid through bank, while in 1 school the MDM In-charge did not come.

Social Equity:

	Report
a) In the classroom: -	

	Report
v. Sitting arrangement for the children during serving of MDM.	<p>In 2 schools the teachers used to serve the meal, 23 schools the helpers used to serve the meal, in 5 school both the helper and the cook used to serve the meal, in 4 school both helper and students, in 1 school the cook used to serve the meal, while in 2 schools students used to serve the meal.</p> <p>The students used to sit in a discipline manner to have the MDM, in 2 schools (school no. 5, 25) students used to sit under the tree to have MDM, in the open campus and garden (school no. 9), boys and girls use to sit separately in 2 schools (school no. 30 and 36 . The reason was that; in most schools only small children of grade 1 to 5 usually had meal while elder children rarely used to have the meal as they felt shy).</p>
vi. Did you observe any gender or caste or community discrimination in cooking or serving or seating arrangements?	There was no discrimination in cooking, serving and seating arrangements during MDM.

Menu:

	Report								
xi. Number of schools where menu is displayed on the wall and noticeable	<p>The menu was available in 34 schools, while displayed 29 schools. 30 schools followed the menu.</p>  <table border="1"> <caption>Menu: Surendranagar Data</caption> <thead> <tr> <th>Category</th> <th>Number of Schools</th> </tr> </thead> <tbody> <tr> <td>Available</td> <td>34</td> </tr> <tr> <td>Displayed</td> <td>29</td> </tr> <tr> <td>Followed</td> <td>30</td> </tr> </tbody> </table>	Category	Number of Schools	Available	34	Displayed	29	Followed	30
Category	Number of Schools								
Available	34								
Displayed	29								
Followed	30								
xii. Who decides the menu	The menu was decided by the mamalatdar.								
xiii. Does daily menu includes	It was observed in all 37 schools that there was variety in the food served daily. In all 37 schools the daily menu included rice/wheat, pulses (dal)								

	Report
rice/wheat, pulses (dal) and vegetable	and vegetable.
xiv. Number of schools where variety of foods is served daily	In all 37 schools there was variety in the served meal.
xv. Number of schools where same food is served daily	-

Community Mobilization:

	Report
iii. Familiarity level of the VEC members with their roles and responsibilities and eligibility and entitlement of children as notified by the State Government.	<p>The VEC members were aware with their roles and responsibilities and eligibility and entitlement of children.</p> <p>In 33 schools it was reported that the VEC/ parents were aware about the quantity of MDM served to child.</p> <p>In 19 schools it was reported that the VEC/ parents were aware about the entitlement of the types of nutrient served to child as notified by the State Government.</p>
iv. Number of schools where there is a roaster of parents for daily monitoring and supervision of MDMS	<p>In 33 schools the roaster was maintained for monitoring and supervision of MDM by the parents. However; it was only the BRCCs, CRCCs, mamalatdar, MDM Commissioner used to visit the school. There was no record available of the parents who used to monitor the MDM programme.</p> <p>The MDM inspection was carried out in 24 schools.</p> <p>The frequency of VEC/ parents inspection of the MDM was reported to be once in a year in 23 schools, in 1 school (school no. 9) it was twice in a year.</p> <p>The remark made by the visiting officers were; make use of green vegetables in the meal, conduct parents' meeting, increase the frequency of tithi bhojan, make use of drinking water in the meal, make use of good quality spices, inculcate the habit of washing hands before and after having meal among the students, make use of filter water, serve more quantity of meal, clean the food grains properly, adhere to the menu, make efforts to benefit all the children from MDM, cover the meal after having cooked, rinse the food grains and the vegetables properly before use.</p>
xv. Number of members received training regarding MDMS and its monitoring	No
vi. Frequency of SMCs meetings held and issues related to MDMS	-

	Report
discussed.	
vii. Frequency of monitoring of cooking and serving MDMS by SMC members.	Once in a year.
iii. Contribution made by the community for MDMS.	Not any.
vi. Extent of participation by SMC/PTA/MTA/PRI/Urban local bodies	The extent of participation by SMC /PTA/MTA/PRI/Urban local bodies was reported to be good in 20 schools, fair in 13 schools, while poor in 4 schools (school no. 10, 18, 33, 37).

MIS:

	Report
xi. Number of schools where MDM register is in place and maintained	MDM register was maintained in all schools.
xii. Whether any training on maintaining MDM information is imparted to the teacher/ head teacher?	No
xiii. What is Mechanism of flow of Information from school to district and onwards	-
xiv. What is the prevalent MIS system?	-
xv. What is the interval of furnishing information from School to Block and onwards?	-

Financial Management:

	Report
ix. Nature of financial records and registers maintained at the implementing agency level.	Registers were maintained.
x. Mode of transfer of fund to the implementing agency level from the state or district levels.	N. A.
xi. Type of account maintained and System for the withdrawal of fund from the SMC/VEC account.	N. A.
xii. If the proposals for expenditure and expenditure statements are shared with the community. If yes, is there any instance of community expressing objection/reservation about any transaction?	N. A.

School Health Programme:

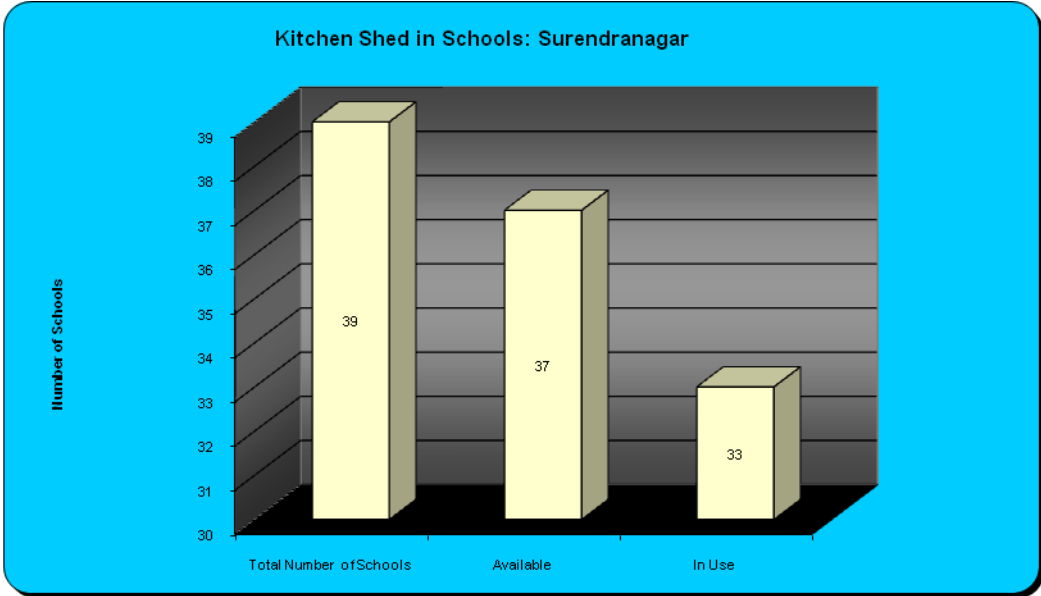
	Report
xvii. Number of schools where school Health Card maintained for each child? Who administers	The school health cards were maintained of children in 36 schools (It was not in School no.

	Report
these medicines and at what frequency whether MDM register is in place and maintained?	18, Jamwadi Pra. Shala).
xviii. What is the frequency of health check-up?	As reported by the school authorities; in 30 schools the medicines were administered once in a year, in 6 schools it was administered twice in a year.
xix. Number of children given Vitamin A	-
xx. Number of children given IFA Tablets	-
xxi. Number of children given de-worming tablets.	-
xxii. Who administers these medicines?	The nearby PHC used to administer the medicines.
xxiii. Number of school where iodized salt is used.	-
xxiv. Number of schools where children wash their hand before and after eating	In 34 out of 37 schools (not in school no. 3, 22, 37) the children used to wash their hands before and after having meal.

Status of Cook cum Helpers:

	Report
xiii. Number of school where cook cum helpers are engaged as per the norm of GOI or State Govt.	Yes, in 30 schools. There were total 36 cooks, 39 helpers while 37 MDM In-Charge in visited 37 schools.
xiv. Who engages cook cum helpers in these schools	By MDM department/ mamalatdar.
xv. Number of schools served by centralized kitchen	No
xvi. Number of schools where SHG is involved	Not any.
xvii. What is remuneration paid to Cook cum helpers, mode of payment and intervals of payment?	The MDM In-Charge and the cook in most schools were paid 1000 rupees per month, while the helpers were paid 200-400 rupees per month. The remuneration was paid regularly in all schools. The remuneration was paid by cheque in 2 schools, in 24 schools it was through bank, while in 11 schools it was cash. During interaction with the cook cum helpers, they all complained about the remuneration which was unsatisfactory.
xviii. Social Composition of cooks cum helpers? (SC/ST/OBC/Minority/others)	There were total 111 (32+79) cooks and helpers in visited 37 schools. 15 belonged to general category, 65 were OBC, and 29 were SC, while 2 were MM.

Infrastructure:

	Report								
v. Number of school where pucca Kitchen cum Stores is available and in use	<p>Kitchen shed was available in all 37 visited schools.</p> <p>In 33 schools the pucca kitchen shed was constructed and was in use. In 4 schools it was reported that though the kitchen shed was constructed was not in use [in 1 school it was cooked in the open space available in the school campus, cooked in old school building (In school no. 1 Narali Pra. Shala, due to construction in progress in the school building the meal was cooked in the nearby old school building), cooked in another school for both boys and girls school, cooked at cook's home as there were less number of students availing MDM (school no. 15)].</p> <p>The food grains in case of 34 schools was stored in the kitchen shed, in 2 schools (school no. 3, 15) it was stored in the MDM In-Charge's home, while in 1 school (school no. 33) it was stored in the classroom.</p> <div style="text-align: center;">  <table border="1"> <caption>Kitchen Shed in Schools: Surendranagar</caption> <thead> <tr> <th>Category</th> <th>Number of Schools</th> </tr> </thead> <tbody> <tr> <td>Total Number of Schools</td> <td>39</td> </tr> <tr> <td>Available</td> <td>37</td> </tr> <tr> <td>In Use</td> <td>33</td> </tr> </tbody> </table> </div>	Category	Number of Schools	Total Number of Schools	39	Available	37	In Use	33
Category	Number of Schools								
Total Number of Schools	39								
Available	37								
In Use	33								
vi. Number of schools where pucca kitchen cum store is not available									

Staffing:

	Report
vii. Number of staff engaged at district level for management and monitoring of MDMS	-
viii. Number of staff engaged at block level for management and monitoring of MDMS	No

	Report
ix. Is there any district level task force constituted	No

Monitoring:

	Report
v. How many district level steering cum monitoring committee meeting held in current financial year	-
vi. How many state level steering cum monitoring committee meeting held in the current financial year	-

The awareness level of the community/ parents about the overall implementation of MDM programme was reported to be good in 27 schools, fair in 9 schools, while poor in 1 school (school no. 18; Jamvadi Pra. Shala).

In 36 schools it was reported that the source of awareness about the MDM scheme was from the school teachers, while in 1 school (school no. 21) it was from the community members.

The children belonging to the poor family were dependent on the MDM. Thus; the attraction for MDM had increase the attendance of these children.

The suggestion given for improvement in MDM programme was to provide the children with the food grains instead of the cooked meal.

Suggestions:

1. Along with sweet dish; sabji can be included in the menu.
2. Use of green vegetables should be made.
3. Maintenance of hygiene of the kitchen shed and during the entire programme of MDM (cooking, serving, seating arrangements, cleaning of utensils, storage of food grains and its cleanliness, cutting of vegetables, etc.) is must.

Appendix

List of Schools

List of various Schools of Kutchh district visited as per the Criteria

Sr. No.	Name of School	Category	Block	Date of Visit
2	Madanpura Pra. Shala	CAL, ST	Mandvi	18 th & 19 th Feb.
3	Feradi Pra. Shala	Std. 8 th	Mandvi	18 th & 19 th Feb.
4	Kandrai Chowki Pra. Shala		Mandvi	18 th & 19 th Feb.
5	VRTI Pri Shala	CAL, CWSN (1)	Mandvi	18 th & 19 th Feb.
6	Bhadreshwar Kumar Group Shala	Earthquake	Mundra	20 th & 21 st Feb.
7	Ludi Pra. Shala	MCS, Pragnya, Civil, CWSN, Earthquake	Mundra	22 nd & 23 rd Feb.
8	Sekhadiya Pra. Shala	MCS, Pragnya, Earthquake, Gender Gap, Migration	Mundra	23 rd & 24 th Feb.
9	Salayu Pra. Shala	CAL	Mundra	23 rd & 24 th Feb.
10	Gosar Sim Panchayati Pra. Shala	CWSN (1)	Mundra	23 rd & 24 th Feb.
11	Desha Kanya Shala	MCS	Mundra	23 rd & 24 th Feb.
12	Nagar Pra. Shala 8	CWSN (2) Urban, OoSC	Anjar	24 th & 25 th Feb.
13	Ajapar Pra. Shala	CWSN	Anjar	24 th & 25 th Feb.
14	Nagar Pra. Shala 13	CWSN	Anjar	25 th & 26 th Feb.
15	Shala No. 15	Civil, CWSN	Anjar	25 th & 26 th Feb.
16	Panthiya Pra. Shala	CAL	Anjar	25 th & 26 th Feb.
17	Maheshwari Pra. Shala	CAL, CWSN,	Gandhidham	26 th & 28 th Feb.

		Migration		
18	Kailash Nagar Pra. Shala	CWSN, ST/SC	Gandhidham	26 th & 28 th Feb.
19	Lakadiya Kanya Shala	MCS	Bhachau	1 st & 3 rd March
20	Shantinagar Samakhya	CWSN, Migration	Bhachau	1 st & 3 rd March
21	Shiv Lakha Panchayat Pra. Shala	8 th	Bhachau	1 st & 3 rd March
22	Shalaninaka Pra. Shala	ST/SC, CWSN	Rapar	3 rd & 4 th March
23	Rapar Kanya Shala	MCS, CWSN	Rapar	4 th & 5 th March
24	Vadiyavar Shala No. 2	CWSN	Bhuj	4 th & 5 th March
25	Chandra Jyotiba Pra. Shala 13	(Girls' School)	Bhuj	4 th & 5 th March
26	Ravalvadi Relocation Pri. School	CAL	Bhuj	4 th & 5 th March
27	Vithon Kanya Pra. Shala	Civil, CAL (5 Not counted)	Nakhatrana	7 th & 8 th March
28	Virani Moti Pra. Shala	CAL, CWSN	Nakhatrana	7 th & 8 th March
29	Tera Kumar Pra. Shala	CWSN	Abdasa	7 th & 8 th March
30	Baranda Group Pra. Shala	Civil, CWSN, CAL	Lakhpat	7 th & 8 th March

List of STP Centers visited:

Sr. No.	Name of Center	Block	Date of Visit
1	Randhbandar 1	Mundra	21 st & 22 nd Feb.
2	Vadigam Randhbandar 2	Mundra	21 st & 22 nd Feb.
3	Bhadreshwar Randhbandar 3	Mundra	21 st & 22 nd Feb.
4	Ludi Randhbandar 4	Mundra	21 st & 22 nd Feb.
5	Pir Colony	Gandhidham	1 st Mar.
6	Moti Chiraai, Balaji Salt	Bhachau	1 st Mar. & 2 nd Mar.
7	Kharakoda navagam	Bhachau	2 nd & 3 rd Mar.
8	Moti Chiraai, Sajanand Salt	Bhachau	1 st Mar. & 2 nd Mar.

List of MCS visited & total NPEGEL blocks:

Sr. No.	Block	Name of MCS
1	Anjar	-
2	Bhachau	Lakadiya Kanya Shala
3	Bhuj	-
4	Mandvi	-
5	Mundra	Desha Kanya Shala
	Mundra	Sekhadiya Pra. Shala

6	Rapar	Rapar Kanya Shala
---	-------	-------------------

List of KGBV visited:

Sr. No.	Block
1	Anjar
2	Bhachau
3	Bhuj

List of various Schools of Porbandar district visited as per the Criteria

Sr. No.	Name of School	Category	Block	Date of Visit
1	Kolikhada Pra. Shala	Std. 8 th , BaLA, Pragnya	Porbandar	27 th & 28 th Jan.
2	Bildi Pra. Shala	CAL	Porbandar	27 th & 28 th Jan.
3	Boricha Pra. Shala	Civil	Porbandar	27 th & 28 th Jan.
4	Pandavadar Pra. Shala		Porbandar	27 th & 28 th Jan.
5	Talpad Pra. Shala	CAL, Migration, Urban, CWSN, Gender Gap, Std. 8 th	Porbandar	29 th & 31 st Jan.
6	Rajpur Pra. Shala	CAL	Porbandar	29 th & 31 st Jan.
7	Kuchdi Pra. Shala	CAL	Porbandar	29 th & 31 st Jan.
8	Ramba Pra. Shala	CAL	Porbandar	29 th & 31 st Jan.
9	Palkhada Sim Shala	Std 8 th	Porbandar	1 st & 2 nd Feb.
10	Untda Pra. Shala	CWSN	Porbandar	1 st & 2 nd Feb.
11	Fulivav Nesh Sim Shala	OoSC	Porbandar	1 st & 2 nd Feb.
12	Karar Sim Shala	-	Porbandar	1 st & 2 nd Feb.
13	Shishli Pra. Shala	Gender Gap	Porbandar	3 rd & 4 th Feb.
14	Borasar Sim Shala	-	Porbandar	3 rd & 4 th Feb.
15	Kantela Pra. Shala	Civil, BaLA	Porbandar	3 rd & 4 th Feb.
16	Natwarnagar Pra. Shala	Gender gap	Porbandar	4 th & 5 th Feb.
17	Pipliya Sim Shala	Gender Gap	Ranavav	4 th & 5 th Feb.
18	Dharampur Sim Shala	Seasonal Migration	Ranavav	5 th & 10 th Feb.
19	Khambhala Nesh	Forest	Ranavav	7 th & 9 th Feb.
20	Bhandhno Nesh	Forest	Ranavav	7 th & 9 th Feb.
21	Boriyawara Nesh	Forest	Ranavav	7 th & 9 th Feb.
22	Bhukhbara Nesh	Forest	Ranavav	7 th & 9 th Feb.
23	Satvirada Nesh	Forest	Ranavav	7 th & 9 th Feb.
24	Dadar Sim Shala	Seasonal	Ranavav	10 th & 11 th Feb.

		Migration		
25	Pau Sim Shala	Seasonal Migration	Ranavav	10 th & 11 th Feb.
26	Adhakhatar Sim Shala	Gender Gap	Ranavav	10 th & 11 th Feb.
27	Zarera Nesh	Forest	Ranavav	11 th & 15 th Feb.
28	Talavadi Nesh Pra. Shala	Gender Gap	Kutiyana	12 th & 14 th Feb.
29	Ramnagar Pra. Shala	CWSN	Kutiyana	12 th & 14 th Feb.
30	Timbi Nesh Shala	Forest	Kutiyana	12 th & 14 th Feb.
31	Ishwariya Sim Shala	OoSC	Kutiyana	12 th & 14 th Feb.
32	Japar Sim	Civil	Kutiyana	15 th & 17 th Feb.
33	Choliyana Pra. Shala	Std. 8 th	Kutiyana	15 th & 17 th Feb.
34	Gokran Pra Shala	CWSN	Kutiyana	15 th & 17 th Feb.

List of STP Centers

Sr. No.	Name of Center	Block	Date of Visit
1	Kantela	Porbandar	3 rd & 4 th Feb.
2	Jhundala	Porbandar	4 th & 17 th Feb.
3	Vivi bajar	Porbandar	4 th & 5 th Feb.
4	Vivi bajar	Porbandar	4 th & 5 th Feb.
5	Tumbda vistar	Porbandar	5 th & 17 th Feb.
6	Tumbda vistar	Porbandar	5 th & 17 th Feb.
7	Tumbda vistar	Porbandar	5 th & 17 th Feb.
8	Ajmapath Nesh	Ranavav	7 th and 9 th Feb.
9	Bideshwar	Ranavav	7 th and 9 th Feb.

**List of various Schools of Surendranagar district visited as per the
Criteria**

Sr. No.	Name of School	Category	Block	Date of Visit
1	Narali Pra. Shala	Drop out, Civil, CWSN	Dhangadhda	10 th & 11 th Mar.
2	Sataper Pra. Shala	OoSC, CWSN	Dhangadhda	10 th & 11 th Mar.
3	Ganja Pra. Shala	Seasonal Migration, CWSN	Dhangadhda	10 th & 11 th Mar.
4	Kodeshwar Pra. Shala	Gender Gap, Civil	Dhangadhda	10 th & 11 th Mar.
5	Narangpur Pra. Shala	OoSC, CWSN (3), Civil	Patdi	12 th & 14 st Mar.
6	Kharwaghoda Pra. Shala	Seasonal Migration, CAL, CWSN	Patdi	12 nd & 14 rd Mar.
7	Bajana Pra. Shala	Civil, CAL	Patdi	12 th & 14 th Mar.
8	Zinjuwada Pra. Shala	CAL, CWSN	Patdi	12 th & 14 th Mar.
9	Merupar Pra. Shala	CWSN(3), CAL, Civil, Std. 8 th , BaLA	Halwad	15 th & 16 th Mar.
10	Bhavaninagar Halvad10 Shala	MCS, CWSN, GG	Halwad	15 th & 16 th Mar.
11	Mayurnagar Pra. Shala	CAL, CWSN,	Halwad	15 th & 16 th Mar.
12	Bhalgamda Pra. Shala	-	Halwad	15 th & 16 th Mar.
13	Somasar Pra. Shala	MCS, GG, Std. 8 th , BaLA	Muli	17 th & 18 th Mar.
14	Dadholiya Pra. Shala	Drop Out, Civil, CWSN	Muli	17 th & 18 th Mar.
15	Sara Pra. Shala	Drop Out, OoSC	Muli	17 th & 18 th Mar.
16	Liya Pra. Shala	GG, Civil	Muli	17 th & 18 th Mar.
17	Chotila Pay Center Pra. Shala	CAL, CWSN, Drop Out	Chotila	21 st & 22 nd Mar.
18	Jamvali Pra. Shala	MCS, GG, CWSN	Chotila	21 st & 22 nd Mar.

19	Gunda Pra. Shala	Civil , BaLA	Chotila	22 nd & 23 rd Mar.
20	Limbala Pra. Shala	GG, Std. 8 th , CWSN(3)	Sayla	23 rd & 24 th Mar.
21	Doliya Kanya Pra. Shala	MCS, GG, CWSN	Sayla	22 nd & 23 rd Mar.
22	Sayla-6 Shala	OoSC, CWSN(3)	Sayla	22 nd & 23 rd Mar.
23	Ganganagar Pra. Shala	Migration, Civil	Sayla	24 th & 25 th Mar.
24	Limbdi Pra. Shala	Civil , BaLA, CAL	Limbdi	25 th & 26 th Mar.
25	Katariya Pri. School	STP (NR), CAL, CWSN, Drop Out	Limbdi	25 th & 26 th Mar.
26	Liyad Pra. Shala	CAL, Std. 8 th	Limbdi	25 th & 26 th Mar.
27	Ranagadh Pra. Shala	STP (NR), OoSC, ST/SC, Migration	Limbdi	26 th & 28 th Mar.
28	Karol Pra. Shala	Migration, CAL, CWSN	Chuda	28 th & 29 th Mar.
29	Khandiya Pra. Shala	Civil , MCS, GG, BaLA, CWSN, ST/SC, Std. 8 th .	Chuda	28 th & 29 th Mar.
30	Olak Pra. Shala	CWSN	Lakhtar	28 th & 29 th Mar.
31	Motiba Kanya Pra. Shala, Vana	CWSN	Lakhtar	29 th & 30 th Mar.
32	Laxmipura Pay Cen.-6 Pra. Shala	CWSN, CAL(5), Drop Out	Wadhwan	1 st & 2 nd Apr.
33	Gundiyana Pra. Shala	CWSN	Wadhwan	1 st & 2 nd Apr.
34	Rajsobhag Pra. Shala 15	CWSN	Wadhwan	31 st Mar. & 1 st Apr.
35	Ankevaliya Pay Cen. Shala	CWSN, CAL, Civil, Std. 8 th	Limbdi	30 th & 31 st Mar.
36	Dervalala Pra. Shala	CWSN, Civil, Drop Out, CAL	Lakhtar	30 th Mar. & 3 rd Apr.
37	Dedadara Pra. Shala	CAL	Wadhwan	1 st & 2 nd Apr.

List of STP Centers

Sr. No.	Name of Center	Block	Date of Visit
1	Kharwa	Patdi	13 th & 14 th Mar.
2	Juni Kidi (R)	Halwad	16 th & 17 th Mar.
3	Bamanbare	Chotila	23 rd & 24 th Mar.

4	Jasapar (R)	Chotila	23 rd & 24 th Mar.
5	Ranagadh 1	Limbdi	26 th & 28 th Mar.
6	Ranagadh 2	Limbdi	26 th & 28 th Mar.
7	Vejalkha	Limbdi	29 th & 30 th Mar.
8	Kantaria	Chuda	25 th & 26 th Mar.

List of KGBV:

All 10 blocks were NPEGEL blocks, in 7 blocks there were KGBV namely; Chotila, Dhrangadhda, Halwad, Limbdi, Muli, Patdi and Sayla.

Sr. No.	Block	Date of Visit
1	Halwad	16 th Mar.
2	Muli	17 th Mar.
3	Sayla	25 th Mar.
4	Limbdi	27 th mar.